



COLBY BROWN Adventure Photography WORKFLOW

Colby Brown

INPUT

OUTPUT



On Location



SONY® a7R III

Footage is captured on 128GB and 64GB SD cards.



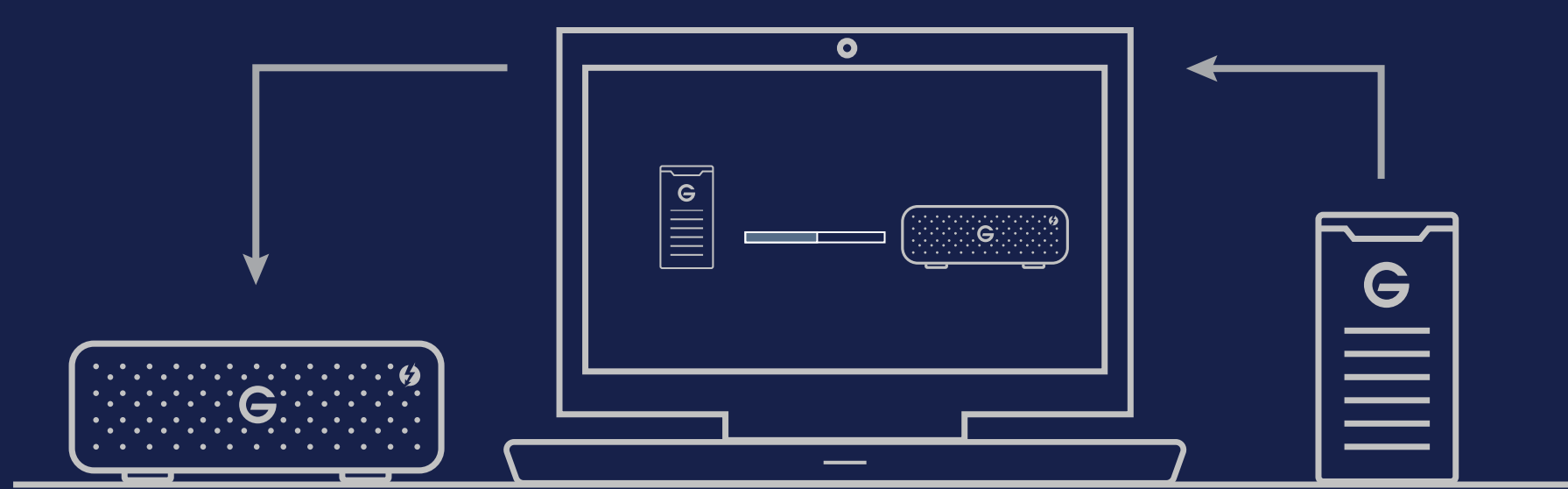
Colby backs up his SD cards on 2TB G-DRIVE Mobile SSDs



G-DRIVE Mobile SSD



Back at the Hotel/Camp




G-DRIVE with Thunderbolt™ 3

G-DRIVE Mobile SSD

All footage is offloaded from the G-DRIVE Mobile SSDs to the G-DRIVE with Thunderbolt™ 3



While in Transit



Colby travels with 4 copies of everything.

Backup 01

Backup 02

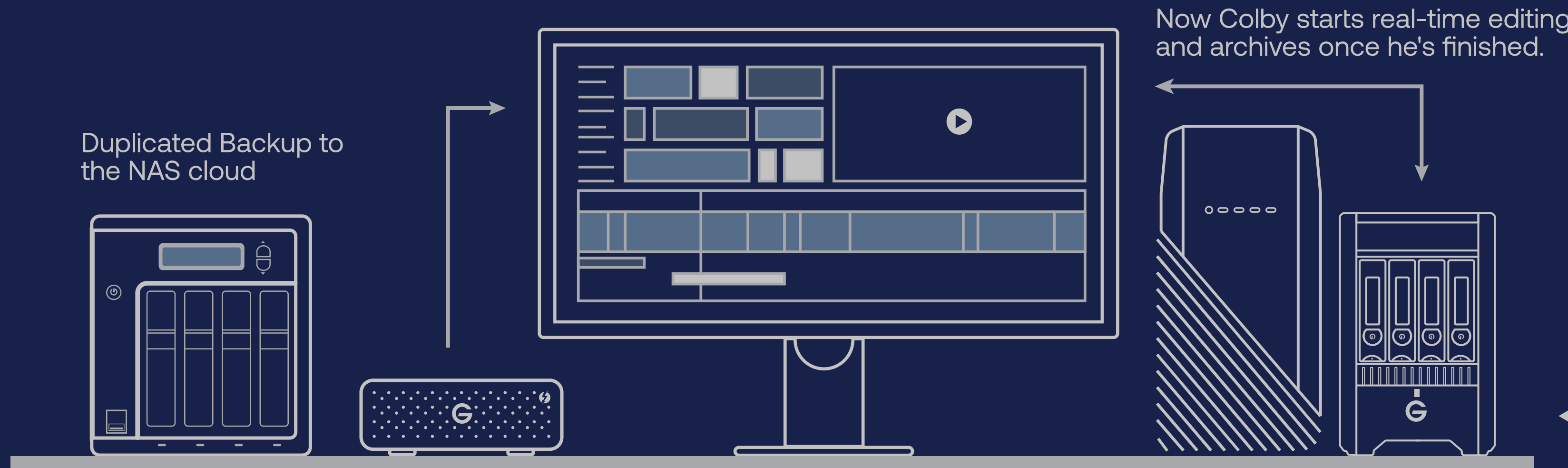
Backup 03

Backup 04

Stills and mini time-lapse footage are also kept on laptop storage. Everything is packed in separate bags in case one gets lost or stolen.



Back in Studio



Duplicated Backup to the NAS cloud

NAS RAID

G-DRIVE with Thunderbolt™ 3

Now Colby starts real-time editing and archives once he's finished.

48TB G-SPEED Shuttle with Thunderbolt™ 3