


# WD\_BLACK™



USER MANUAL



## WD\_BLACK™ D50 GAME DOCK NVMe™ SSD

### CONNECT, COMMAND, AND CONTROL

Dock once, clear the clutter, and cut down on setup times with streamlined connectivity in a single Thunderbolt™ 3 cord, linking your laptop to an additional screen in up to 5K 60Hz and peripherals such as a mouse, keyboard, headset, and Ethernet for a fully immersive gaming experience. Never miss a moment of the action with up to 87W of pass-through charging so your laptop stays at full power while you game.

### LEAVE LOAD TIMES BEHIND

Accelerate your laptop, transfer data quickly, and get in the game fast with NVMe™ performance storage reaching up to 3000MB/s read speed and up to 2500MB/s write speed to leave load times behind.<sup>1</sup>

### MORE CAPACITY, MORE VICTORIES

With up to 2TB<sup>2</sup> of capacity to hold up to 50 games<sup>3</sup>, you have room to store not only old favorites, but also new titles. No more sacrifices to the digital boneyard.

### LIGHT UP YOUR STATION WITH RGB

Enhance your gaming station with fully customizable RGB lighting controlled through the WD\_BLACK™ Dashboard (Windows® only), designed to match your style with various colors and thirteen different LED pattern effects to choose from.

### OPTIMIZED WITH THE WD\_BLACK™ DASHBOARD

Take total control with the WD\_BLACK™ Dashboard, allowing you to monitor the health of your drive and optimize performance using gaming mode to ensure you're firing on all cylinders during intense gaming sessions.

## WD\_BLACK™ D50 GAME DOCK

### CONNECT, COMMAND, AND CONTROL

Dock once, clear the clutter, and cut down on setup times with streamlined connectivity in a single Thunderbolt™ 3 cord, linking your laptop to an additional screen in up to 5K 60Hz and peripherals such as a mouse, keyboard, headset, and Ethernet for a fully immersive gaming experience. Never miss a moment of the action with up to 87W of pass-through charging so your laptop stays at full power while you game.

### LIGHT UP YOUR STATION WITH RGB

Enhance your gaming station with fully customizable RGB lighting controlled through the downloadable WD\_BLACK™ Dashboard (Windows® only), designed to match your style with various colors and 13 different LED pattern effects to choose from.

### OPTIMIZED WITH THE WD\_BLACK™ DASHBOARD

Take total control with the downloadable WD\_BLACK™ Dashboard, allowing you to monitor the health of your drive and optimize performance using gaming mode to ensure you're firing on all cylinders during intense gaming sessions.

# WD\_BLACK™

## WD\_BLACK D50 GAME DOCK / WD\_BLACK D50 GAME DOCK WITH NVMe SSD STORAGE CONNECTORS

**Gigabit Ethernet Port** - This Ethernet port supports 1000BASE-T as defined in the IEEE 802.3ab standard.

**USB Type-A** - These ports support SuperSpeed USB 10Gbps and up to 7.5-watts maximum power.

**Power Connector** - for included 180-watt (19.5VDC/ 9.23ADC) power supply.



**Thunderbolt 3** - The port labeled **87W to PC** supports the following protocols: Thunderbolt 3, DisplayPort 1.4, and SuperSpeed USB 10Gbps. With the use of a Thunderbolt 3 cable, this port can supply up to 87-watts of power to a host computer.

**Intelligent Fan** - For active cooling.

**USB Type-C™** - This port supports SuperSpeed USB 10Gbps and up to 15-watts maximum power.

**Thunderbolt 3** - This port supports the following protocols: Thunderbolt 3, DisplayPort 1.4, and SuperSpeed USB 10Gbps. This port provides up to 15-watts of power.

**DisplayPort™** - This DisplayPort receptacle supports the standard 20-pin DisplayPort connector and specifications for version 1.4<sup>3</sup>.


**USB Type-C™** - This port supports SuperSpeed USB 10Gbps and up to 15-watts maximum power.

**USB Type-A** - This port supports SuperSpeed USB 10Gbps and up to 7.5-watts maximum power. This is also a dedicated charging port that will continue to charge your device even when the dock is not connected to a host or is in a low-power state.

**Audio IN/OUT** - This 3.5mm audio jack connects to a headset with built-in microphone.

**Front LED** - This LED provides device status.

**RGB LED** - The settings for the RGB LED lights can be controlled via the WD\_BLACK Dashboard software (Windows® only).



## ACCESS ONLINE SUPPORT

Visit our product support website at [support.wdc.com](http://support.wdc.com) and choose from these topics:

- **Registration** – Register your WD product to get the latest updates and special offers at: [register.wdc.com](http://register.wdc.com)
- **Downloads** – Download software and updates for your WD product at: [support.wdc.com/downloads](http://support.wdc.com/downloads)
- **Email Support** – Get technical and other support through email at: [support.wdc.com/support](mailto:support.wdc.com/support)
- **Warranty & RMA Services** – Get warranty, product replacement (RMA), RMA status, accessories, and data recovery information at: [support.wdc.com/warranty](http://support.wdc.com/warranty)
- **Knowledge Base** – Search by keyword, phrase, or answer ID at: [support.wdc.com/knowledgebase](http://support.wdc.com/knowledgebase)

## KIT CONTENTS

The retail box includes the following items:

- WD\_BLACK D50 Game Dock with NVMe SSD storage capability or WD\_BLACK D50 Game Dock, depending on model purchased.
- Thunderbolt™ 3 Cable
- AC to DC Power Adapter
- Quick Install Guide

## HANDLING PRECAUTIONS

WD\_BLACK products are precision instruments and must be handled with care. It may be damaged by rough handling, shock, or vibration. Always observe the following precautions:

- Do not drop or jolt the device.
- Do not use this product as a portable device.
- Do not block any of the enclosure's air slots.
- Always use this device with the specified power supply unit.

## OPERATING SYSTEM COMPATIBILITY<sup>2</sup>

The WD\_BLACK D50 Game Dock and WD\_BLACK Game Dock with NVMe SSD Storage are compatible with Windows 10™ (64-bit) and macOS 10.13+.

## FRONT LED

When active, the front LED on the device will illuminate as a white light. The LED is either on, off or blinks with a certain rhythm to indicate a specific "System Condition". A "System Condition" list is outlined below.

LED BEHAVIOR	LED COLOR	SYSTEM CONDITION
No LED Light Illuminated	Off	Power is off or disconnected, or Thunderbolt 3 host is not connected.
Solid Light - no blinking	White	Device is on and ready - device is connected to a Thunderbolt 3 host.
Fast Breathing Rhythm	White	Transferring data to internal storage - available only on WD_BLACK Game Dock with NVMe SSD storage

## POWER CONNECTOR & POWER ADAPTER

The WD\_BLACK D50 Game Dock and the WD\_BLACK D50 Game Dock with NVMe SSD storage device include a power adapter that is rated for 180 watts (19.5VDC/ 9.23ADC), and includes the power cord applicable to your region.


**NOTE:** The included 180-watt power supply unit is designed to supply DC electrical power to the device and up to 87-watts of pass-through power to computers that support charging over Thunderbolt 3.

# WD\_BLACK™

## CONNECTING THE DEVICE

Before you begin, make sure your computer system is turned on with your operating system fully loaded and ready for hardware and software installation. Then continue with these steps.

1. Connect the included 180-watt power supply unit to your WD\_BLACK D50 Game Dock.
2. Connect the WD\_BLACK D50 Game Dock device to your computer system with the included Thunderbolt 3 cable using the connector labeled **87W TO PC**.
3. Next, connect the various peripherals that will be used.
4. Now that the device is physically connected to power, and connected to your computer system, continue with the software setup portion of this process by installing the WD\_BLACK Dashboard software (Windows® only).
  - a. For WD\_BLACK D50 Game Dock devices that do not have storage preinstalled, download the software from:  
[www.wdblack.com/d50gamedock](http://www.wdblack.com/d50gamedock)
  - b. For WD\_BLACK D50 Game Dock devices that include NVMe SSD storage, install the WD\_BLACK Dashboard from the device.
5. Register your WD\_BLACK D50 Game Dock at [register.wdc.com](http://register.wdc.com).
6. The WD\_BLACK D50 Game Dock is now ready to use.



## DISPLAY COMPATIBILITY

When using the DisplayPort and Thunderbolt 3 connectors on the WD\_BLACK D50 Game Dock, a single monitor or dual-display configuration are supported. If the monitors do not have a DisplayPort or Thunderbolt 3 port always use active cables or connectors. The following table highlights the display and resolution configurations supported by the WD\_BLACK D50 Game Dock.

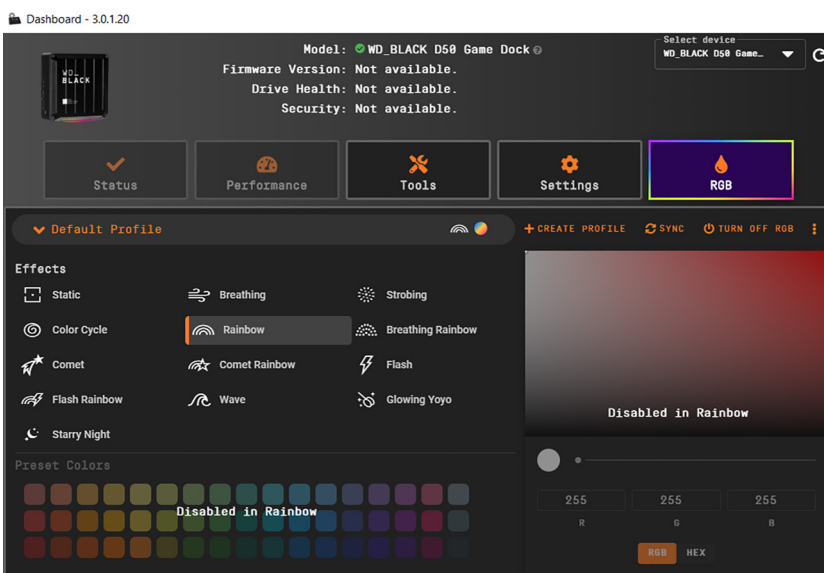
MONITOR CONFIGURATION	RESOLUTION	REFRESH-RATE
Single-Monitor	up to 5K	60Hz
Dual-Monitors	up to 4K each	60Hz

## WD\_BLACK DASHBOARD SOFTWARE

### RGB FEATURE<sup>2</sup>

The WD\_BLACK Dashboard (Windows® only) is a collection of software tools to manage a Western Digital device. This section outlines the basic RGB functionality of the software, which is specific to the WD\_BLACK D50 Game Dock device and is illustrated to the right.

Software download:  
[www.wdblack.com/d50gamedock](http://www.wdblack.com/d50gamedock)



- Within a Windows operating system, the WD\_BLACK Dashboard software is visible in the system tray. A single Click of this system tray icon will open the software menu. You can also Double-Click the desktop icon to open the same menu.
- When used with a WD\_BLACK D50 Game Dock device, the WD\_BLACK Dashboard software's RGB feature uses a Default Profile. This profile defaults to the Rainbow lighting effect.
- The lighting effect for the Default Profile can be changed by selecting one of the options available under Effects. Also, a new profile can be created and saved with different lighting Effects.
- When the WD\_BLACK D50 Game Dock device is disconnected from a host computer or the host is in a low-power state, the RGB light is turned off.

## COMPLIANCE AND WARRANTY INFORMATION

### FCC CLASS B INFORMATION

Operation of this device is subject to the following conditions:

- This device may not cause harmful interference.
- This device must accept any interference received, including interference that may cause undesired operation.

This device has been tested and found to comply with the limits for a Class B digital device, pursuant to Part 15 of the FCC Rules. These limits are designed to provide reasonable protection against harmful interference in a residential installation. This device generates, uses, and can radiate radio frequency energy and, if not installed and used in accordance with the instructions, may cause harmful interference to radio or television reception. However, there is no guarantee that interference will not occur in a particular installation. If this equipment does cause harmful interference to radio or television reception, which can be determined by turning the equipment off and on, you are encouraged to try to correct the interference by one or more of the following measures:

- Reorient or relocate the receiving antenna.
- Increase the separation between the equipment and the receiver.
- Connect the equipment into an outlet on a circuit different from that to which the receiver is connected.
- Consult the dealer or an experienced radio/television technician for help. Any changes or modifications not expressly approved by WD could void your authority to operate this device.

### CAN ICES-003(B)/NMB-003(B) STATEMENT

Cet appareil numérique de la classe B est conforme à la norme NMB-003(B) du Canada. This device complies with Canadian ICES-003(B).

### SAFETY COMPLIANCE

Approved for US and Canada. CAN/CSA C22.2 No. 62638-1-14: Audio/Video, Information and Communication Technology Equipment Part 1: Safety requirements. Approuvé pour les Etats-Unis et le Canada. CAN/CSA C22.2 No. 62368-1-14: Sûreté d'équipement de technologie de l'information.

This device is only for use with the compatible UL Listed AC adapter.

Cet appareil n'est destiné qu'à des adaptateurs compatibles marqués "UL Listed".

### CE COMPLIANCE FOR EUROPE

Hereby, Western Digital declares compliance of this equipment to the applicable Council Directive of the European Union, including the LVD Directive (2014/35/EU), EMC Directive (2014/30/EU), ErP Directive (2009/125/EC) and RoHS Directive (2011/65/EU) as amended by (2015/863/EU). The full text of the EU declaration of conformity is available at the following internet address: <https://www.wdc.com/products/EUDoC>.

MODE	ACTUAL POWER CONSUMPTION / LIMIT	CONDITIONS
Network Standby	1.62W / 2W	Only host PC connected and in sleep mode without charging required and no display.
Off	0.33W / 0.5W	No host PC nor peripherals connected or all peripherals connected but nothing connects to front USB-A and rear TB3 ports.

### ENVIRONMENTAL COMPLIANCE [CHINA]

产品中有害物质的名称及含量

部件名称	有害物质					
	铅 (Pb)	汞 (Hg)	镉 (Cd)	六价铬 (Cr (VI))	多溴联苯 (PBB)	多溴二苯醚 (PBDE)
机箱外壳与镜片	○	○	○	○	○	○
塑料其它部件	○	○	○	○	○	○
橡皮脚垫, 4片	○	○	○	○	○	○
金属部件	x	○	○	○	○	○
硬碟/电路板组合	x	○	○	○	○	○
电源线/电源	x	○	○	○	○	○

本表格依据SJ/T 11364-2014的规定编制。  
 ○: 表示该有害物质在该部件所有均质材料中的含量均在GB/T 26572规定的限量要求以下。  
 X: 表示该有害物质至少在该部件的某一均质材料中的含量超出GB/T 26572规定的限量要求。  
 (在此表中, 企业可能需要根据实际情况对标记“X”的项目进行进一步的技术性解释。)

## WARRANTY INFORMATION

### OBTAINING SERVICE

WD values your business and always attempts to provide you the very best of service. Should you encounter any problem, please give us an opportunity to address it before returning this Product. Most technical support questions can be answered through our knowledge base or e-mail support service at <http://support.wdc.com>. If you wish to make a claim, you should initially contact the dealer from whom you originally purchased the Product. If you are unable to contact the dealer from whom you originally purchased the Product, please visit our product support Web site at <http://support.wdc.com> for information on how to obtain service or a Return Material Authorization (RMA). If it is determined that the Product may be defective, you will be given an RMA number and instructions for Product return. An unauthorized return (i.e., one for which an RMA number has not been issued) will be returned to you at your expense. Authorized returns must be shipped in an approved shipping container, prepaid and insured, to the address provided with your RMA number. If following receipt of a qualifying claim under this warranty, WD or the dealer from whom you originally purchased the Product determines that your claim is valid, WD or such dealer shall, at its discretion, either repair or replace the Product with an equivalent or better Product or refund the cost of the Product to you. You are responsible for any expenses associated with a claim under this warranty. The benefits provided to you under this warranty are in addition to other rights and remedies available to you under the Australian Competition and Consumer Act or the New Zealand Consumer Guarantees Act. Your original box and packaging materials should be kept for storing or shipping your WD product. To conclusively establish the period of warranty, check the warranty expiration (serial number required) via <http://support.wdc.com>.

### LIMITED WARRANTY

WD warrants that the Product, in the course of its normal use, will for the term defined below, be free from defects in material and workmanship and will conform to WD's specification therefor. The term of your limited warranty depends on the country in which your Product was purchased. The term of your limited warranty is for 5 years in the North, South and Central America region, 5 years in the Europe, the Middle East and Africa region, and 5 years in the Asia Pacific region, unless otherwise required by law. The term of your limited warranty period shall commence on the purchase date appearing on your purchase receipt. WD may at its discretion make extended warranties available for purchase. WD shall have no liability for any Product returned if WD determines that the Product was stolen from WD or that the asserted defect a) is not present, b) cannot reasonably be rectified because of damage occurring before WD receives the Product, or c) is attributable to misuse, improper installation, alteration (including removing or obliterating labels and opening or removing external enclosures, including the mounting frame, unless the product is on the list of limited user-serviceable products and the specific alteration is within the scope of the applicable instructions, as found at <http://support.wd.com>), accident or mishandling while in the possession of someone other than WD. Subject to the limitations specified above, your sole and exclusive warranty shall be, during the period of warranty specified above and at WD's option, the repair or replacement of the Product with an equivalent or better Product. The foregoing warranty of WD shall extend to repaired or replaced Products for the balance of the applicable period of the original warranty or ninety (90) days from the date of shipment of a repaired or replaced Product, whichever is longer.

The foregoing limited warranty is WD's sole warranty and is applicable only to products sold as new. The remedies provided herein are in lieu of a) any and all other remedies and warranties, whether expressed, implied or statutory, including but not limited to, any implied warranty of merchantability or fitness for a particular purpose, and b) any and all obligations and liabilities of WD for damages including, but not limited to accidental, consequential, or special damages, or any financial loss, lost profits or expenses, or lost data arising out of or in connection with the purchase, use, or performance of the Product, even if WD has been advised of the possibility of such damages. In the United States, some states do not allow exclusion or limitations of incidental or consequential damages, so the limitations above may not apply to you. This warranty gives you specific legal rights, and you may also have other rights which vary from state to state.

### WARRANTY INFORMATION [AUSTRALIA/NEW ZEALAND]

Nothing in this warranty modifies or excludes your legal rights under the Australian Competition and Consumer Act or the New Zealand Consumer Guarantees Act. This warranty identifies WD's preferred approach to resolving warranty claims which is likely to be quick and simple for all parties.

No other warranties either express or implied by law, including but not limited to those contained in the Sale of Goods Act, are made with respect to the Product. If you purchased your Product in New Zealand for the purposes of a business, you acknowledge and agree that the New Zealand Consumer Guarantees Act does not apply.

In Australia, our goods come with guarantees that cannot be excluded under the Australian Consumer Law. You are entitled to a replacement or refund for a major failure and compensation for any other reasonably foreseeable loss or damage. You are also entitled to have the goods repaired or replaced if goods fail to be

of acceptable quality and the failure does not amount to a major failure. What constitutes a major failure is set out in the Australian Consumer Law.

## OBTAINING SERVICE [AUSTRALIA/NEW ZEALAND]

WD values your business and always attempts to provide you the very best of service. Should you encounter any problem, please give us an opportunity to address it before returning this Product. Most technical support questions can be answered through our knowledge base or e-mail support service at <http://support.wdc.com>. If you wish to make a claim, you should initially contact the dealer from whom you originally purchased the Product. If you are unable to contact the dealer from whom you originally purchased the Product, please visit our product support Web site at <http://support.wdc.com> for information on how to obtain service or a Return Material Authorization (RMA). If it is determined that the Product may be defective, you will be given an RMA number and instructions for Product return. An unauthorized return (i.e., one for which an RMA number has not been issued) will be returned to you at your expense. Authorized returns must be shipped in an approved shipping container, prepaid and insured, to the address provided with your RMA number. If following receipt of a qualifying claim under this warranty, WD or the dealer from whom you originally purchased the Product determines that your claim is valid, WD or such dealer shall, at its discretion, either repair or replace the Product with an equivalent or better Product or refund the cost of the Product to you. You are responsible for any expenses associated with a claim under this warranty. The benefits provided to you under this warranty are in addition to other rights and remedies available to you under the Australian Competition and Consumer Act or the New Zealand Consumer Guarantees Act. Your original box and packaging materials should be kept for storing or shipping your WD product. To conclusively establish the period of warranty, check the warranty expiration (serial number required) via <http://support.wdc.com>.

## WARRANTY

WD warrants that the Product, in the course of its normal use, will for the term defined below, be free from defects in material and workmanship and will conform to WD's specifications. The term of your warranty is 5 years in Australia and New Zealand, unless otherwise required by law. The term of your warranty period shall commence on the purchase date appearing on your purchase receipt from an authorized distributor or authorized reseller. Proof of purchase shall be required to be eligible for this warranty and to establish the commencement date of this warranty. Warranty service will not be provided unless the Product is returned to an authorized distributor, authorized reseller or regional WD return center where the Product was first shipped by WD. WD may at its discretion make extended warranties available for purchase. WD shall have no liability for any Product returned if WD determines that the Product was (i) not purchased from an authorized distributor or authorized reseller, (ii) not used in accordance with WD specifications and instructions, (iii) not used for its intended function, or (iv) stolen from WD, or that the asserted defect a) is not present, b) cannot reasonably be rectified because of damage occurring before WD receives the Product, or c) is attributable to misuse, improper installation, alteration (including removing or obliterating labels and opening or removing external enclosures, including the mounting frame, unless the product is on the list

of limited user-serviceable products and the specific alteration is within the scope of the applicable instructions, as found at <http://support.wdc.com>), accident or mishandling while in the possession of someone other than WD.

PRODUCTS ARE COMPLEX AND FRAGILE ITEMS THAT MAY OCCASIONALLY FAIL DUE TO (A) EXTERNAL CAUSES, INCLUDING WITHOUT LIMITATION, MISHANDLING, EXPOSURE TO HEAT, COLD, AND HUMIDITY, AND POWER FAILURES, OR (B) INTERNAL FAULTS. SUCH FAILURES CAN RESULT IN THE LOSS, CORRUPTION, DELETION ALTERATION OF DATA. NOTE THAT YOU SHALL BE RESPONSIBLE FOR THE LOSS, CORRUPTION, DELETION OR ALTERATION OF DATA HOWSOEVER CAUSED, AND FOR BACKING UP AND PROTECTING DATA AGAINST LOSS, CORRUPTION, DELETION OR ALTERATION. YOU AGREE TO CONTINUALLY BACK UP ALL DATA ON THE PRODUCT, AND TO COMPLETE A BACKUP PRIOR TO SEEKING ANY GENERAL SERVICE AND TECHNICAL SUPPORT FROM WD.

In Australia, if the Product is not of a kind ordinarily acquired for personal, domestic or household use or consumption, provided it is fair and reasonable to do so, WD limits its liability to replacement of the Product or supply of equivalent or better Product.

This warranty shall extend to repaired or replaced Products for the balance of the applicable period of the original warranty or ninety (90) days from the date of shipment of a repaired or replaced Product, whichever is longer. This warranty is WD's sole manufacturer's warranty and is applicable only to Products sold as new.

## FOOTNOTES

<sup>1</sup> NVMe SSD model only. Based on read speed and internal testing. As used for transfer rate, megabyte per second (MB/s) = one million bytes per second. Performance will vary depending on your hardware and software components and configurations.

<sup>2</sup> Compatibility can vary, depending on hardware configuration and operating system. For highest performance and reliability, always install the latest updates. The WD\_BLACK Dashboard software is not compatible with macOS.

<sup>3</sup> DisplayPort 1.4 is backwards compatible with previous versions of the DisplayPort standard.

<sup>4</sup> As used for storage capacity, one gigabyte (GB) = one billion bytes and one terabyte (TB) = one trillion bytes. Total accessible capacity varies depending on operating environment.

<sup>5</sup> Number of games based on a 36GB average per game. The number of games will vary based on file size, formatting, other programs, and factors.